

D-Series

A new family

D200

standard
light



Height adjustable
push handles

Padded seat
and backrest

- Swing-away and
removable armrests

- Padding height and
depth adjustable

Seat height
adjustment
in three positions

Removable and
in- and outwards
swing-away legrests












Angle of the
footplates can be adjusted








Seat height adjustment
in three positions

Integrated lowering
of the axle



Technical information D200

										
total width	seat width	folded width	inclination backrest	armrest height	seat height	total height	total length	seat depth	backrest height	users weight
560	380	300	5°	220 - 240	470/500/530	880 - 940	1010	430	420	130
580	400	300	5°	220 - 240	470/500/530	880 - 940	1010	430	420	130
600	420	300	5°	220 - 240	470/500/530	880 - 940	1010	430	420	130
620	440	300	5°	220 - 240	470/500/530	880 - 940	1010	430	420	130
640	460	300	5°	220 - 240	470/500/530	880 - 940	1010	430	420	130
660	480	300	5°	220 - 240	470/500/530	880 - 940	1010	430	420	130
680	500	300	5°	220 - 240	470/500/530	880 - 940	1010	430	420	130
700	520	300	5°	220 - 240	470/500/530	880 - 940	1010	430	420	130

						
weight	max. inclination upwards	max. inclination downwards	obstacle height	turning radius	front wheels	rear wheels
16,8	12°	16°	60	1500	200 x 50	24"
					PU	PU

Measurements in mm, kg. Deviations in sizes and weight (15 mm and 1,5 kg) are possible

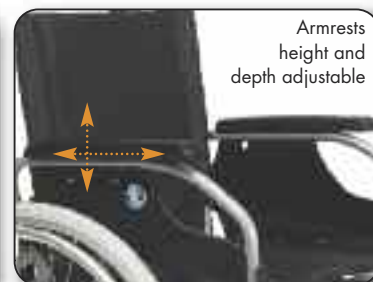
The wheelchair must be adapted to you, not vice versa

Our basic principle is: the wheelchair must be adapted to you, not vice versa. This is why our wheelchairs have a modular design.

All types of wheelchairs can be adapted, have numerous accessories and all options are mutually interchangeable. This is the result of our continuous research and more than 55 years of experience.

Your guarantee of quality

Our wheelchairs comply with the highest quality norms laid down by certified test institutes in most European countries.



N.V. Vermeiren N.V.

Vermeirenplein 1-15
B-2920 Kalmthout
Belgium

Tel.: +32 (0) 3 620 20 20
Fax: +32 (0) 3 666 48 94

www.vermeiren.com - info@vermeiren.be



VERMEIREN

Opening up new horizons in mobility

For more information, contact your local dealer

